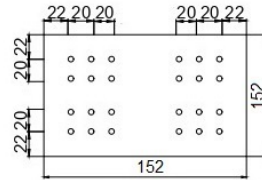
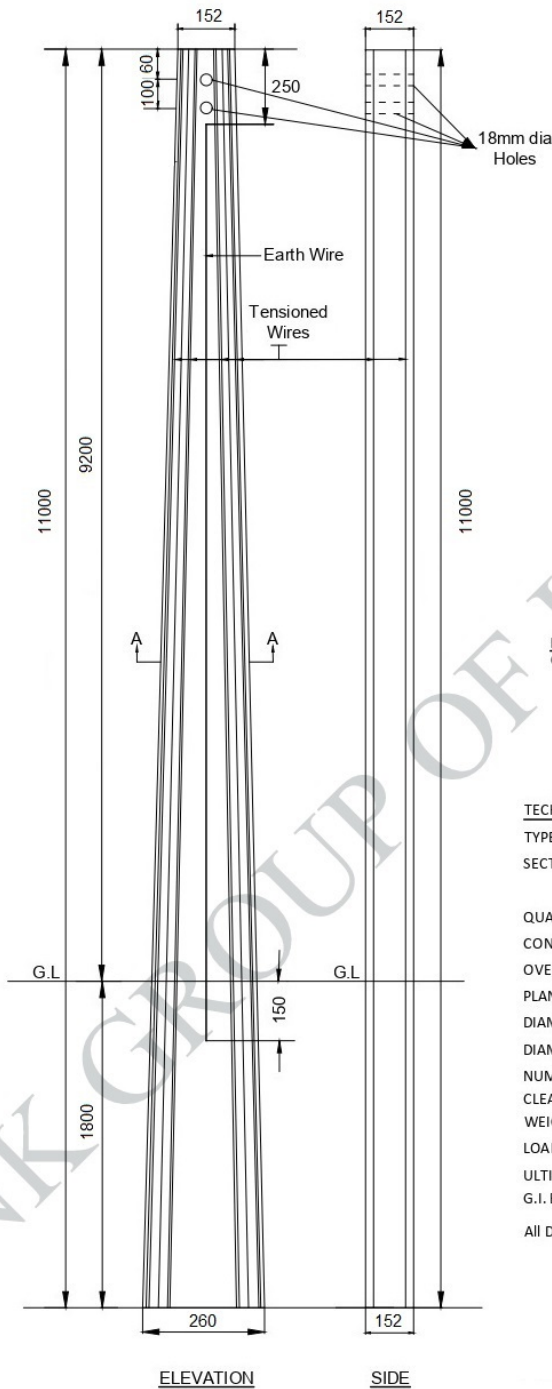
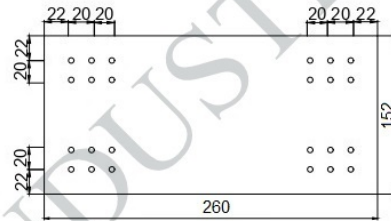




## REINFORCEMENT DETAILS OF 11 MTR. (MES) PRESTRESSED CEMENT CONCRETE POLES



PLAN AT TOP



PLAN AT BOTTOM

LOCATION OF POLES AS PER REC STANDINGS  
O DENOTES TENSIONED WIRE

### TECHNICAL GUARANTEE PARTICULARS 11 MTR. (MES)

TYPE OF POLE	: FLAT
SECTION:	A) TOP : 260 x 152 mm
	B) BOTTOM : 152 x 152 mm
QUANTITY OF CONCRETE	: 0.345 M <sup>3</sup>
CONCRETE GRADE	: M - 42
OVERALL LENGTH SUPPORT	: 11.0 m
PLANTING DEPTH	: 1.8 m
DIAMETER OF PRESTRESSING WIRE	: 4 mm
DIAMETER OF G.I. WIRE	: 4 mm
NUMBER TENSIONED WIRES	: 24 no's
CLEAR COVER	: 20 mm
WEIGHT OF POLE (THEORETICAL)	: 849 kg
LOAD APPLICATION AT A POINT FROM THE TOP	: 600 mm
ULTIMATE TENSION STRENGTH FOR 4MM WIRE	: 17500 kg/cm <sup>2</sup>
G.I. EARTH WIRE 8SWG	: 1 no
All Dimensions are in mm.	NOT TO SCALE